

AA Gymnastics District Qualifier

Meet Results

Sep 28, 2013





Page: 1

Printed: 10/1/2013 11:50 AM

Women / 3 / SRA

Session: 3A

Judge's Signatures

Rank	Num	Name	Gym					AA
1	304	Madeline Heath	AcroSports	9.200 7T	9.200 2	9.350 3T	9.600 1T	37.350 1
2	310	Gabrielle Smith	AcroSports	9.650 1	8.600 10T	9.350 3T	9.600 1T	37.200 2
3	314	Kendra Todd	AcroSports	9.200 7T	8.900 8	9.400 1T	9.550 3	37.050 3
4	206	Montana Norris	Above The Bar	9.500 4T	9.100 3T	9.000 6T	9.100 10T	36.700 4
5	1112	Karli Flowers	Pearland Elite	9.200 7T	8.700 9	9.400 1T	9.350 6T	36.650 5
6	412	Angela Barrera	All American	9.250 6	9.000 6T	8.800 9T	9.300 8	36.350 6
7	307	Paige Sparks	AcroSports	9.100 10	8.550 12T	9.200 5	9.400 5	36.250 7
8	713	Sydney Garcia	Game	9.600 2T	8.600 10T	8.700 11	9.200 9	36.100 8
9T	708	Bethany Trammell	Game	9.500 4T	8.550 12T	9.000 6T	9.000 13	36.050 9T
9T	309	Sophie Medico	AcroSports	9.050 11	9.000 6T	8.900 8	9.100 10T	36.050 9T
11T	328	Morgan Thies	AcroSports	8.900 14	9.050 5	8.200 14T	9.450 4	35.600 11T
11T	318	Lindsey Hudson	AcroSports	9.000 12T	9.100 3T	8.400 13	9.100 10T	35.600 11T
13	710	Ariel Joseph	Game	9.000 12T	9.450 1	8.200 14T	8.900 14	35.550 13
14	410	Jenna Hawkins	All American	9.600 2T	7.750 14	8.650 12	9.350 6T	35.350 14
15	715	Abigail Wright	Game	8.800 15T	7.200 16	8.800 9T	8.850 15	33.650 15
16	414	Grace Johnson	All American	8.800 15T	7.700 15	8.200 14T	8.800 16	33.500 16

